

# EB MICROPOSITIONERS

## Overview

Everbeing micropositioners are made with highest standards of craftsmanship. All models performs with consistent, repeatable X-Y-Z linear-motion travel with no backlash. Each micropositioner has different mounting options available. Not all models are compatible with every probe station. Please consult us for more information.

All dimensions shown are reference to W x D x H



### EB-050

<b>Resolution:</b>	0.8 $\mu$ m
<b>Screw Resolution:</b>	317 $\mu$ m
<b>Travel Range:</b>	12 mm x 12mm x 12mm
<b>Dimensions:</b>	52 mm x 96 mm x 76 mm
<b>Weight:</b>	550 g
<b>Application:</b>	DC, Kelvin, RF
<b>Mount Type:</b>	Magnet, Vacuum, Magnet ON/OFF



### EB-700

<b>Resolution:</b>	2 $\mu$ m
<b>Screw Resolution:</b>	630 $\mu$ m
<b>Travel Range:</b>	12 mm x 12mm x 12mm
<b>Dimensions:</b>	38 mm x 62 mm x 45 mm
<b>Weight:</b>	200 g
<b>Application:</b>	DC, Kelvin
<b>Mount Type:</b>	Magnet, Vacuum, Magnet ON/OFF



### EB-005

<b>Resolution:</b>	0.7 $\mu$ m / 0.3 $\mu$ m
<b>Screw Resolution:</b>	253 $\mu$ m / 125 $\mu$ m
<b>Travel Range:</b>	12 mm x 12mm x 12mm
<b>Dimensions:</b>	90 mm x 130 mm x 90 mm
<b>Weight:</b>	1000 g
<b>Application:</b>	DC, Kelvin, RF
<b>Mount Type:</b>	Magnet, Vacuum, Magnet ON/OFF



西華産業株式会社

# EB MICROPOSITIONERS



## EB-KRF

<b>Resolution:</b>	1 $\mu\text{m}$
<b>Screw Resolution:</b>	1028 $\mu\text{m}$
<b>Travel Range:</b>	50 mm x 50mm x 50mm
<b>Dimensions:</b>	400 mm x 270 mm x 340 mm
<b>Weight:</b>	6500 g
<b>Application:</b>	DC, RF, mmW
<b>Mount Type:</b>	Screw to Station Base, Optical Table



## EB-AN125

<b>Resolution:</b>	0.8 $\mu\text{m}$
<b>Screw Resolution:</b>	253 $\mu\text{m}$
<b>Travel Range:</b>	25 mm x 25 mm x 12mm
<b>Dimensions:</b>	110 mm x 160 mm x 90 mm
<b>Weight:</b>	1400 g
<b>Application:</b>	mmW (Anritsu only)
<b>Mount Type:</b>	Screw to Station Platen



## EB-KRF-C

<b>Resolution:</b>	1 $\mu\text{m}$
<b>Screw Resolution:</b>	423 $\mu\text{m}$
<b>Travel Range:</b>	50 mm x 50 mm x 25 mm
<b>Dimensions:</b>	150 mm x 150 mm x 45 mm (Base)
<b>Weight:</b>	5500 g
<b>Application:</b>	DC, RF, mmW, Load Pull
<b>Mount Type:</b>	Screw to Station Platen



## EB-CG250

<b>Resolution:</b>	1 $\mu\text{m}$
<b>Screw Resolution:</b>	1028 $\mu\text{m}$
<b>Travel Range:</b>	25 mm x 30 mm x 25 mm
<b>Dimensions:</b>	90 mm x 130 mm x 90 mm
<b>Weight:</b>	5800 g
<b>Application:</b>	Cryo DC/RF
<b>Mount Type:</b>	Screw to Cryo Station Platen

# EB MICROPOSITIONERS

## Application Wizard

	DC <sub>1</sub>	Kelvin <sub>2</sub>	RF <sub>3</sub>	mmW
EB-050	✓	✓	✓	
EB-700	✓	✓		
EB-005	✓	✓	✓	
EB-KRF	✓		✓	✓
EB-AN125			✓	✓ <sub>4</sub>
EB-KRF-C	✓		✓	✓
EB-CG250	✓		✓	

Notes:

1. DC application includes both Coaxial and Triaxial connection types
2. Kelvin includes low leakage triaxial, and CV measurements for frequencies up to 150 MHz
3. RF includes up to 67 GHz and dependant on accessories
4. This is for Anritsu mmW Modules Only such as the Anritsu 3743A

## System Wizard\*

	C	EB	BD	EB-*V	EB-*A	CG-196
EB-050	✓	✓	✓	✓	✓	
EB-700	✓	✓	✓	✓	✓	
EB-005	✓ <sub>1</sub>	✓	✓	✓	✓	
EB-KRF				✓		
EB-AN125					✓	
EB-KRF-C			✓		✓	
EB-CG250						✓


Notes:

\*Most of our products are compatible with other brand of probe stations or optical table top setups.


Please confirm with us for more details

1. EB-005 is incompatible with C-2, other C series are compatible

Kelvin Probe Setup



RF Probe Setup




# EB TIP HOLDERS

## Tip Holder Options

Each Everbeing tip holders will enhance your probing experience. Choose based on the conditions of your testing requirements. All of them are compatible to our EB-700, EB-050 and EB-005. If you have third-party brands of micropositioners, please let us know and we can customize adapters for you. If your application does not apply to any of the following, please contact us directly.

\*The following leakage data is based on a  $\pm 5$  V sweep in medium mode



### Screw Type Tip Holder

	TH-SC-B	TH-SC-C	TH-SC-T
<b>Voltage:</b>	1000 V	500 V	1800 V
<b>Current:</b>	5 A	2 A	1 A
<b>Leakage:</b>	10 nA	10 pA	1 pA
<b>Frequency:</b>	2 MHz	2 MHz	1 MHz



### Spring Type Tip Holder

	TH-SP-B	TH-SP-C	TH-SP-T
<b>Voltage:</b>	1000 V	500 V	1800 V
<b>Current:</b>	5 A	2 A	1 A
<b>Leakage:</b>	500 nA	10 pA	1 pA
<b>Frequency:</b>	2 MHz	2 MHz	1 MHz




### Screw Nut Type Tip Holder

	TH-SN-B	TH-SN-C	TH-SN-T
<b>Voltage:</b>	1000 V	500 V	1800 V
<b>Current:</b>	5 A	2 A	1 A
<b>Leakage:</b>	10 nA	10 pA	1 pA
<b>Frequency:</b>	2 MHz	2 MHz	1 MHz

# EB TIP HOLDERS

## Tip Holder Options (cont'd)



### Tubular Type Tip Holder

	TH-TU-C	TH-SC-T
<b>Voltage:</b>	500 V	1800 V
<b>Current:</b>	2 A	1 A
<b>Leakage:</b>	500 fA	80 fA
<b>Frequency:</b>	1 MHz	1 MHz




### Quasi-Kelvin Tip Holder

<b>Voltage:</b>	500 V
<b>Current:</b>	2 A
<b>Leakage:</b>	10 fA
<b>Frequency:</b>	150 MHz

## Additional Tip Holder Options

Applications relating to high current or high voltage are custom made.

 西華産業株式会社

東京都千代田区丸の内3-3-1新東京ビル3F

西華産業株式会社 電子機器部

当製品担当窓口/森本頼子(もりもとよりこ)

TEL: +81-3-5221-7112

[morimotoy@jp.seika.com](mailto:morimotoy@jp.seika.com)

<https://www.seika.com/>