

# **Financial Results Briefing for the First Half of the Fiscal Year Ending March 31, 2025**

**SEIKA CORPORATION**

(TSE Prime Market: 8061)

# CONTENTS

**01**

**Financial Summary  
and Topic**

**02**

**Summary of Consolidated  
Financial Results for the  
First Half of the Fiscal Year  
Ending March 31, 2025**

**03**

**Consolidated  
Forecast for the  
Fiscal Year Ending  
March 31, 2025**

**04**

**Numerical Targets  
in the Medium-Term  
Management Plan**

**05**

**Action to Implement  
Management that is  
Conscious of Cost of Capital  
and the Stock Price**

**06**

**Communication with  
Shareholders and  
Investors**

**Reference Materials**

# CONTENTS

**01**

**Financial Summary  
and Topic**

**02**

**Summary of Consolidated  
Financial Results for the  
First Half of the Fiscal Year  
Ending March 31, 2025**

**03**

**Consolidated  
Forecast for the  
Fiscal Year Ending  
March 31, 2025**

**04**

**Numerical Targets  
in the Medium-Term  
Management Plan**

**05**

**Action to Implement  
Management that is  
Conscious of Cost of Capital  
and the Stock Price**

**06**

**Communication with  
Shareholders and  
Investors**

Reference Materials



## Summary of Consolidated Financial Results for the First Half of the Fiscal Year Ending March 31, 2025

(Billion yen)

**Transaction value: 153.68 billion yen** (up 56.82 billion yen YoY)

**Net sales: 44.51 billion yen\*** (up 4.47 billion yen YoY)

\* For the distributor business, online fees alone are posted

- Sales distributor operations related to the nuclear power plant equipment of Mitsubishi Heavy Industries launched in the previous fiscal year contributed to steady growth in business volume.
- Nippon Daiya Valve Co., Ltd. and Tsurumi (Europe) GmbH among our consolidated subsidiaries maintained their strong performance.

**Operating profit: 2.92 billion yen** (up 0.87 billion yen YoY)

- The Energy Business enjoyed strong performance, in part due to periodic repair work for nuclear power plants in the Kyushu region and construction for key equipment updates at thermal power plants in the Chugoku region.
- Consolidated subsidiaries continued to exhibit a steady performance.

**Profit attributable to owners of parent : 5.02 billion yen** (up 3.56 billion yen YoY)

- Profit attributable to owners of parent increased significantly, reflecting an 0.95 billion yen gain in negative goodwill from making Fenwal Controls of Japan, Ltd. an equity method affiliate and 2.78 billion yen (1.90 billion yen after tax) gain on the sales of cross-shareholdings, in addition to the increase in operating profit.

**Order backlog: 67.55 billion yen**

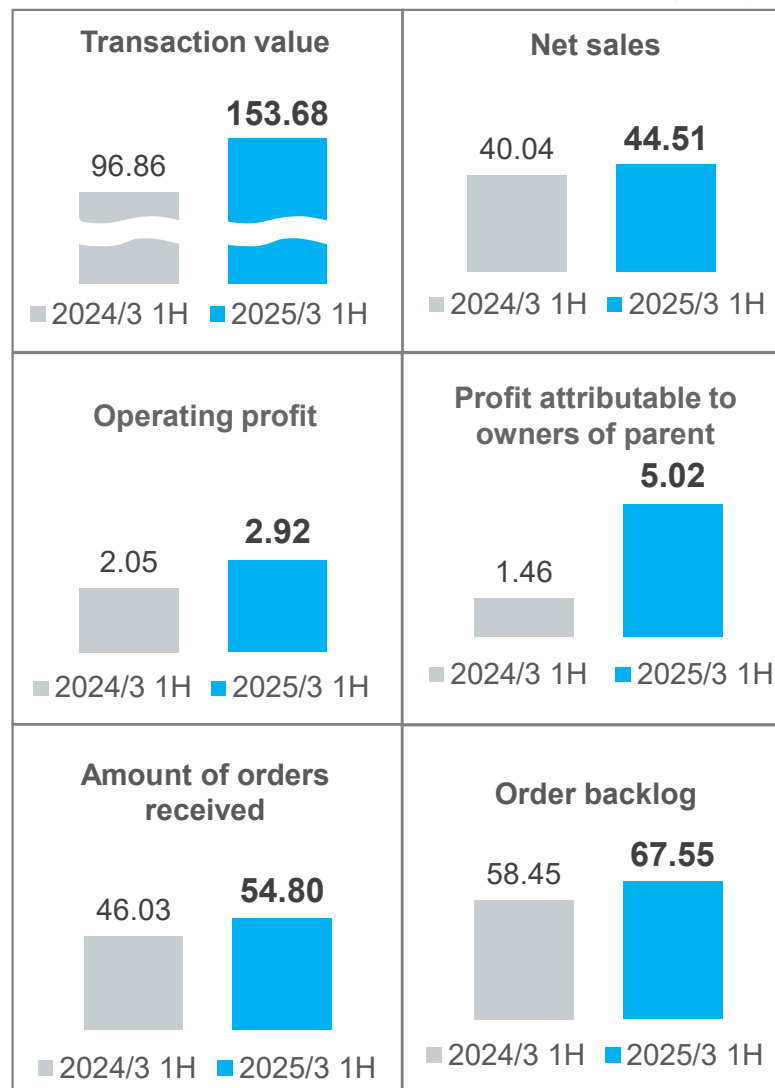
(up 9.10 billion yen from the end of the previous fiscal year)

- The order backlog increased considerably, benefitting from the Industrial Machinery Business returning to a recovery track (+7.50 billion yen) in addition to continued strong performance in the Energy Business (+2.40 billion yen).

**Dividend Forecast: 210 yen** (up 60 yen YoY)

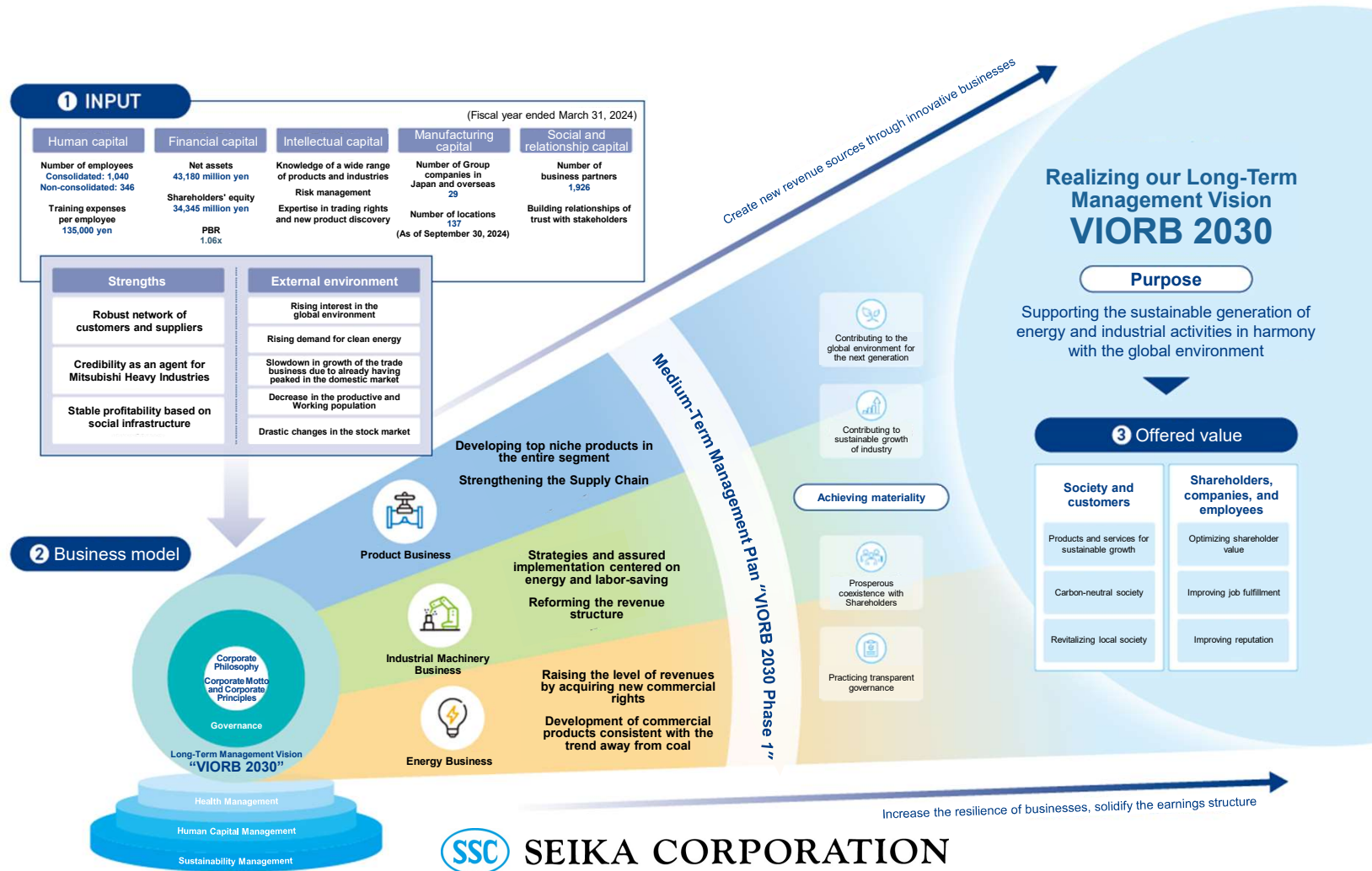
- We expect to pay a dividend of 210 yen per share for FY2024, reflecting the upward revision of forecast results.

This represents a 30-yen increase from the initially planned dividend of 180 yen per share.



# Topic (1)

To achieve our long-term management vision “VIORB 2030” while leveraging our capital and strengths, and to help explain how we are expanding our business as we strive to provide value to stakeholders, we have formulated a value creation process.



# Topic (2)

## ■ Acquisition of Shipyard Tanaka Co., Ltd.

Our consolidated subsidiary Seika Daiya Engine Co., Ltd. aims to not only provide marine engine sales and services, but provide useful and trusted products and services to seafarers spanning business fields from the sea to dinner tables. By acquiring a shipbuilding business, Seika Daiya Engine expects to achieve construction plans tailored to customer needs and produce synergistic effects to expand its business scope.



*Proven technologies and trust backed up by a 163-year history*



セイカダイヤエンジン株式会社  
Seika Daiya Engine Co., Ltd.

*A sales and service network for marine products, consisting of 25 locations across Japan*



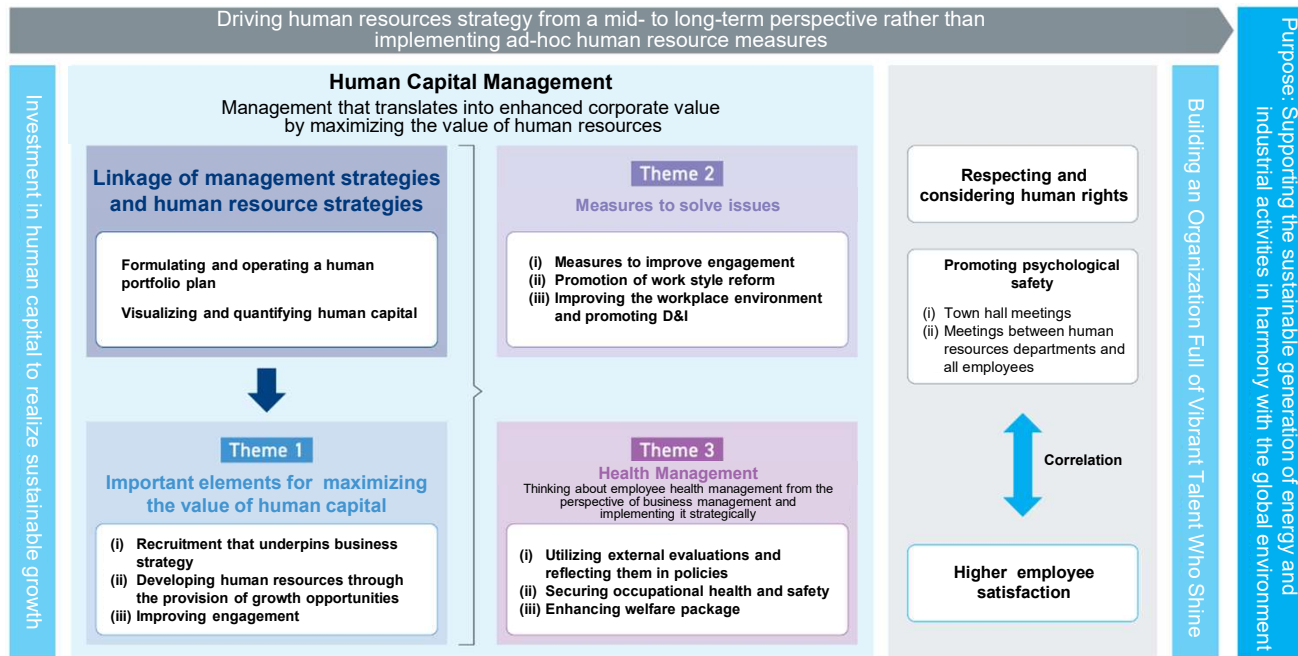
## ■ Making Fenwal Controls of Japan, Ltd. an equity method affiliate

Reflecting the implementation of strategic business investments, one of the key strategies in our Medium-Term Management Plan, we have implemented a capital and business alliance with Fenwal Controls of Japan, Ltd., a holder of advanced technical prowess in the manufacturing of fire extinguishing equipment. In doing so we aim to build a closer relationship with Fenwal Controls of Japan and expand its business by leveraging our sales capabilities with its diverse product lineup.



# Topic (3)

## ■ Structure of our human resources strategy



### Promoting human capital management

Employees are at the core of efforts to promote human capital management. From recruitment through to training and improved engagement, we manage human resources based on consistent policies and measures.

### Embracing the challenge of becoming an outstanding health and productivity management organization

We consider employee healthcare from a management perspective, implement it strategically, and strive to develop a vibrant organization by empowering employees and boosting their productivity. To visualize these initiatives both internally and externally, we are pursuing internal improvements to gain certification as an outstanding health and productivity management organization.

## ■ New credit rating

Rating Agency	Rating Subject	Rating	Rating Outlook
JCR	Long-term issuer rating	A-	Stable

A new credit rating was obtained from Japan Credit Rating Agency (JCR).

We aim to visualize our financial soundness as we actively roll out business investments in the future.

# CONTENTS

01

Financial Summary  
and Topic

02

Summary of Consolidated  
Financial Results for the  
First Half of the Fiscal Year  
Ending March 31, 2025

03

Consolidated  
Forecast for the  
Fiscal Year Ending  
March 31, 2025

04

Numerical Targets  
in the Medium-Term  
Management Plan

05

Action to Implement  
Management that is  
Conscious of Cost of Capital  
and the Stock Price

06

Communication with  
Shareholders and  
Investors

Reference Materials





## Summary of Consolidated Financial Results for the First Half of the Fiscal Year Ending March 31, 2025

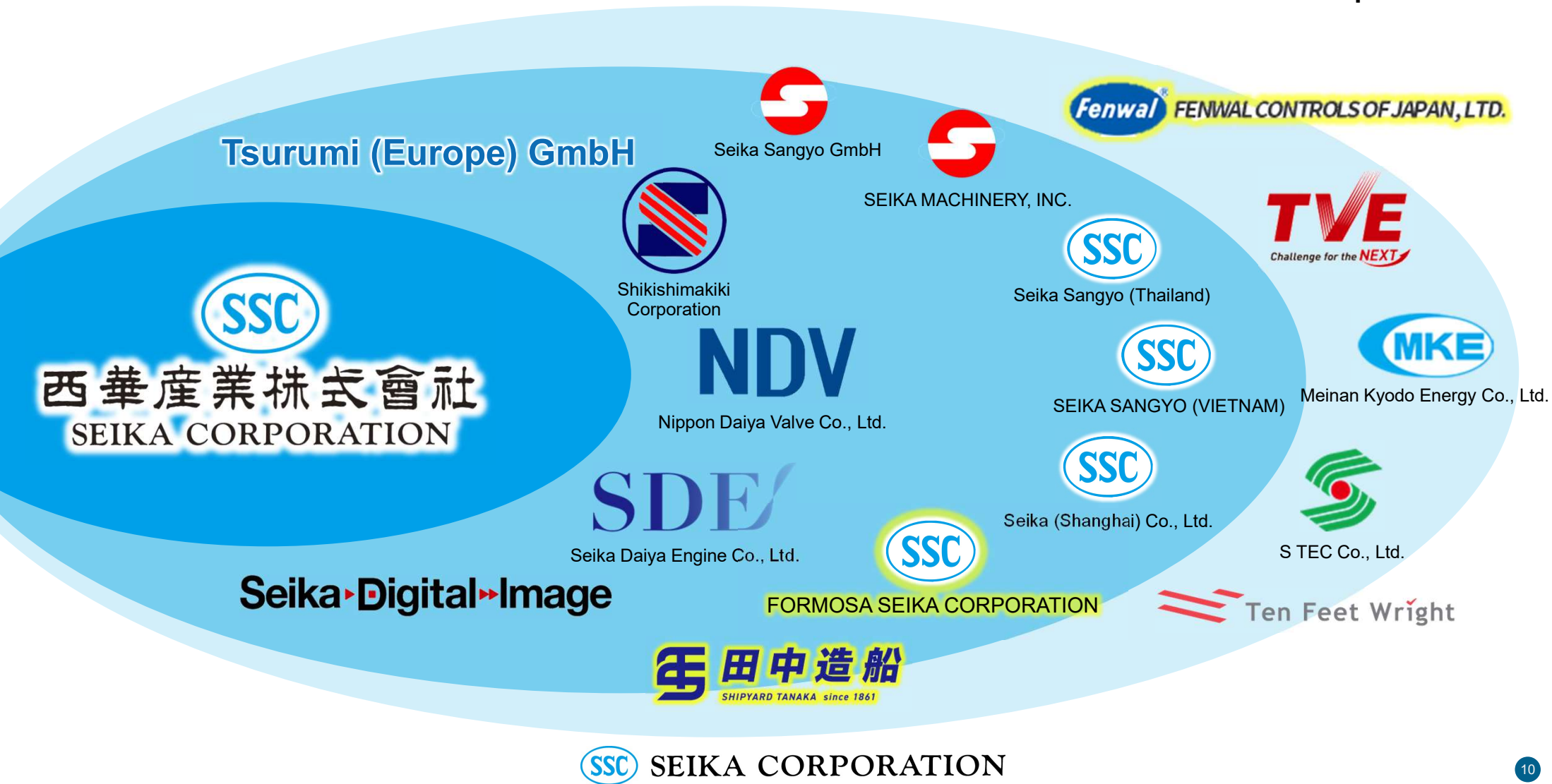
	2024/3 1H Results	2025/3 1H Results	Change
Transaction value	96.86 billion yen	<b>153.68</b> billion yen	58.7%
Net sales	40.04 billion yen	<b>44.51</b> billion yen	11.2%
Operating profit	2.05 billion yen	<b>2.92</b> billion yen	42.4%
Ordinary profit	2.24 billion yen	<b>4.26</b> billion yen	90.2%
Profit attributable to owners of parent	1.46 billion yen	<b>5.02</b> billion yen	243.1%
Amount of orders received	46.03 billion yen	<b>54.80</b> billion yen	19.1%
Order backlog	58.45 billion yen	<b>67.55</b> billion yen	15.6%



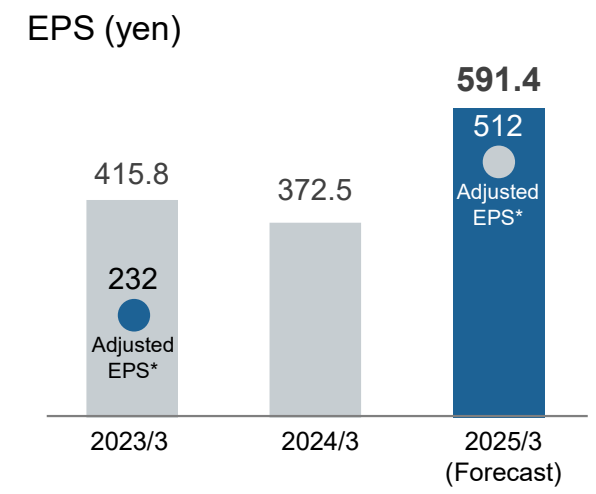
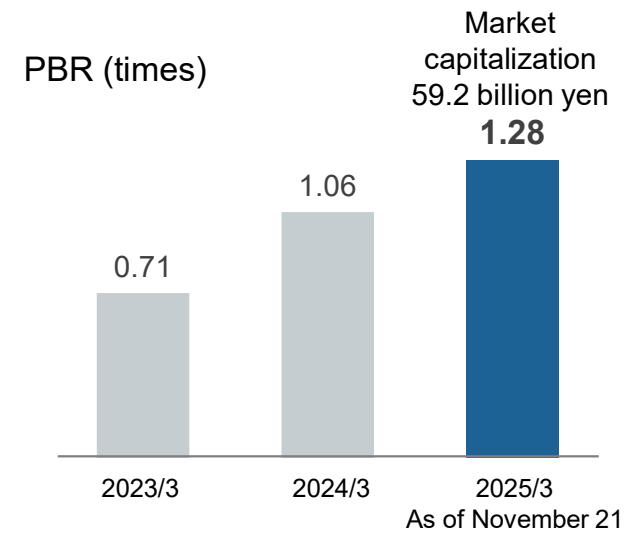
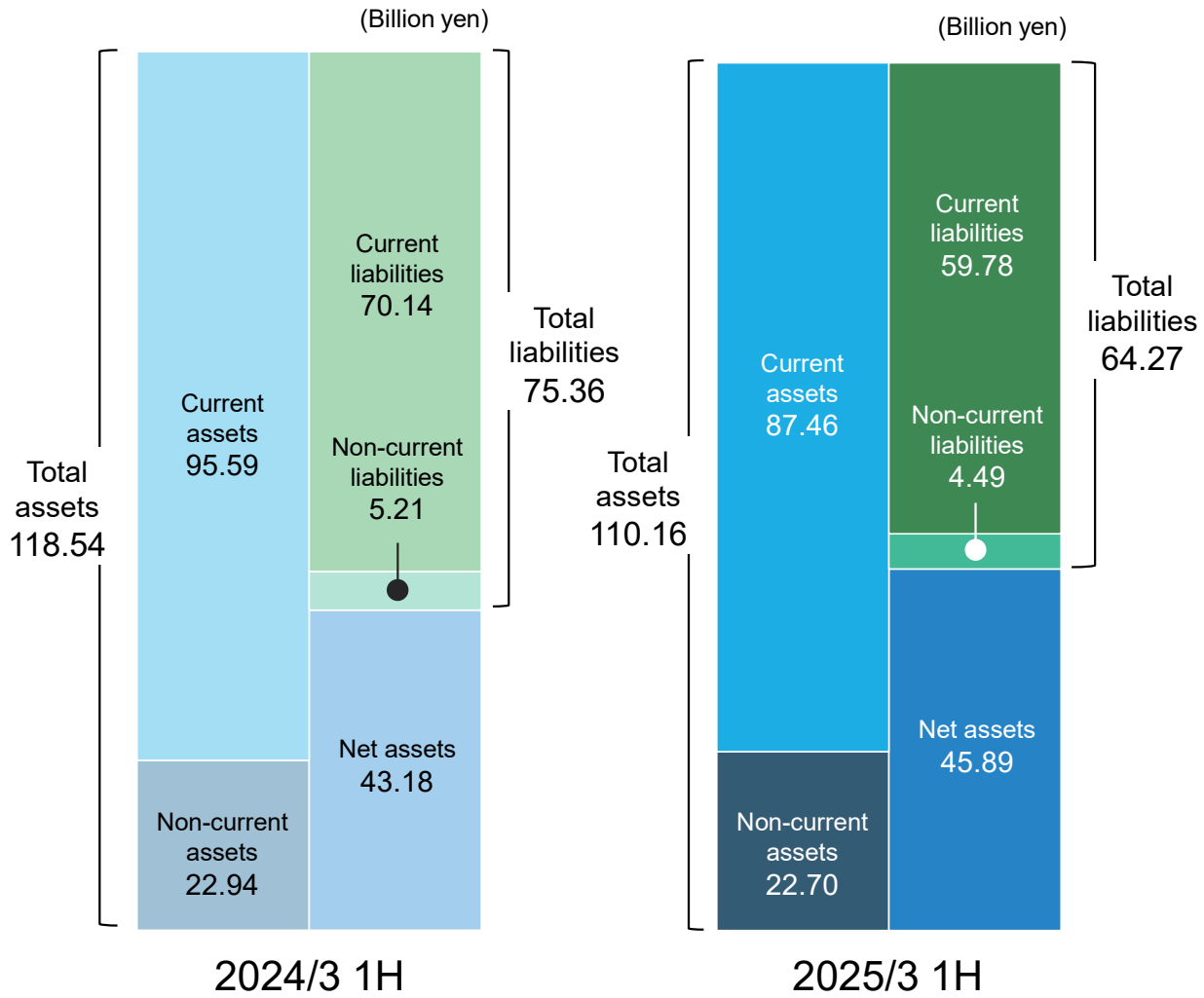
# Scope of Consolidation

## Consolidated subsidiaries (domestic and overseas)

## Equity method affiliate companies

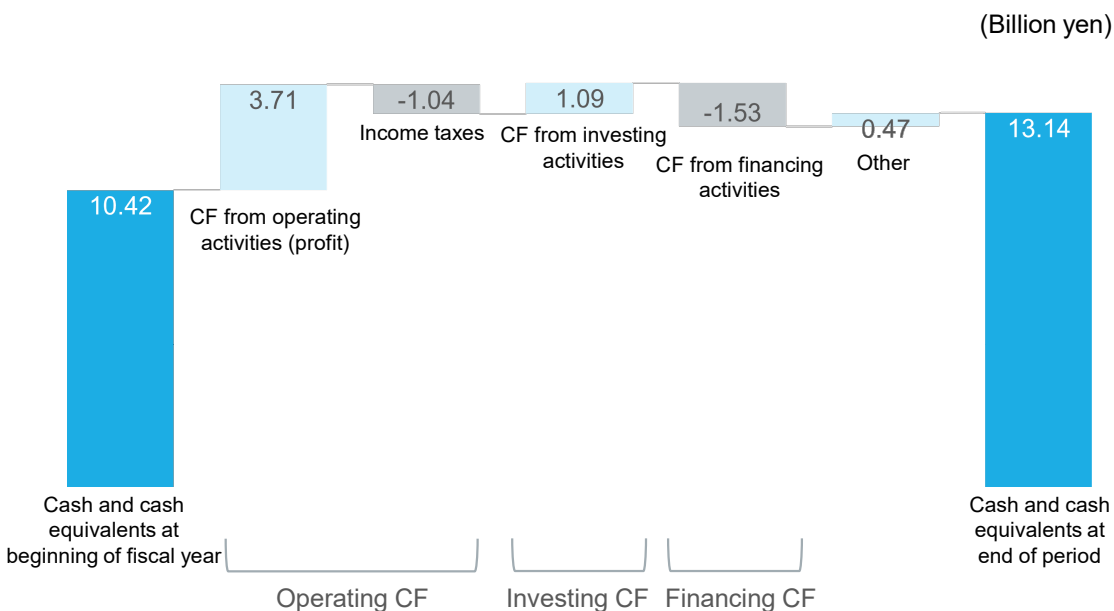


# Consolidated Balance Sheet



\* The values for adjusted EPS exclude temporary factors, such as negative goodwill.

# Cash Flows



- Net cash provided by operating activities stood at 2.67 billion yen, displaying a significant improvement from the previous year.
- Free cash flows improved significantly year on year to 3.77 billion yen chiefly due to the sale of cross-shareholdings which offset the 1.80 billion yen cash outlay to acquire shares in Fenwal Controls of Japan.
- We have made progress with the sale of cross-shareholdings, which accounted for 18.80% of consolidated net assets as of September 30, 2024.

(Billion yen)

	2024/3 1H	2025/3 1H	Change
CF from operating activities	-0.70	2.67	3.37
CF from investing activities	-0.13	1.09	1.22
CF from financing activities	-2.69	-1.53	11.6
Cash and cash equivalents at end of period	7.89	13.14	5.25
Free CF*	-0.84	3.77	4.61
* A total of cash flows from operating activities and those from investing activities			
Depreciation	0.27	0.31	0.04
Decrease in borrowings	-2.00	-0.15	1.85
Dividend payments	-0.66	-1.08	-0.42

## Major items in net cash provided by (used in) investing activities

Purchase of shares of subsidiaries and associates	—	-1.81	-1.81
Purchase of property, plant and equipment	-0.30	-0.33	-0.03
Sales of investment securities	0.17	3.20	3.03
Other	0.0	0.03	-0.03
<b>Total</b>	<b>-0.13</b>	<b>1.09</b>	<b>1.22</b>

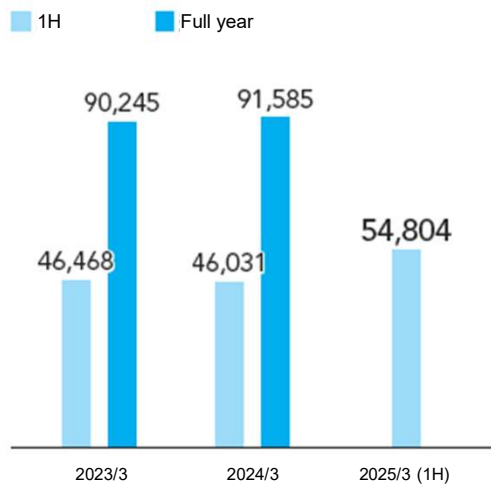
## Waterfall Analysis of Profit attributable to owners of parent (2024/3 1H vs 2025/3 1H)

- The Energy Business exhibited strong performance and our key consolidated subsidiaries also produced positive results as in the previous year, leading to higher net sales and operating profit.
- Profit rose significantly due to the above factors along with negative goodwill from Fenwal Controls of Japan becoming an equity-method affiliate and gain from the sale of cross-shareholdings.

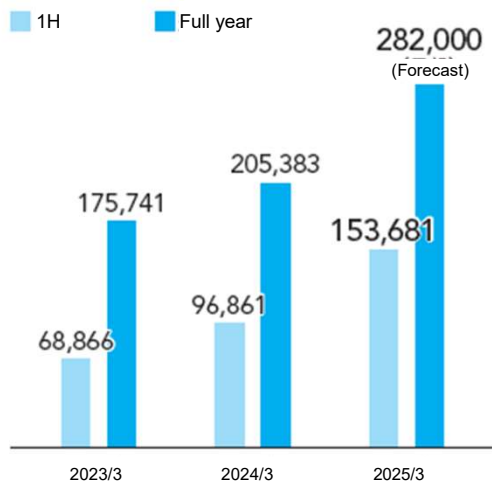




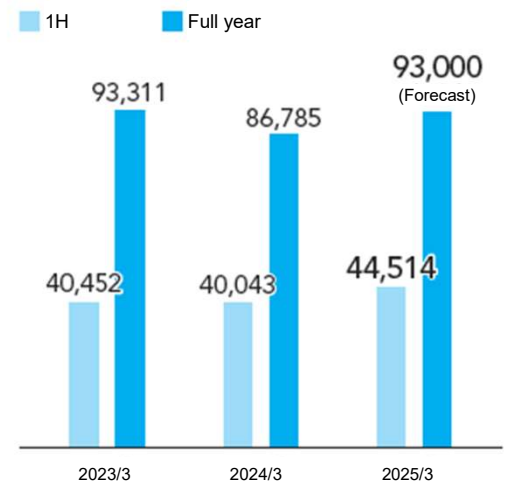
### Amount of orders received (Million yen)



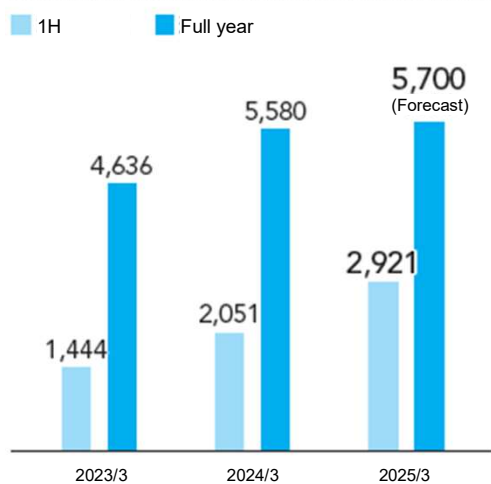
### Transaction value (Million yen)



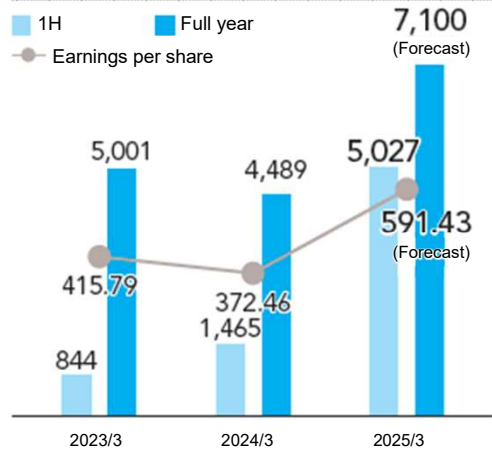
### Net sales (Million yen)



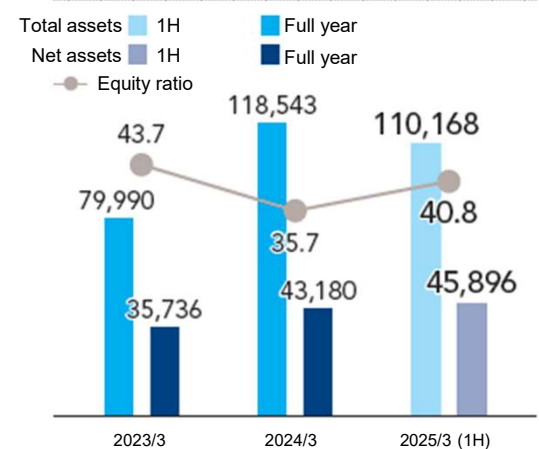
### Operating profit (Million yen)

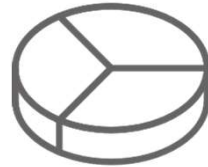


### Profit attributable to owners of parent Earnings per share (Million yen) (Yen)



### Total assets/Net assets Equity ratio (Million yen) %





# **Business Summary by Segment for the First Half of the Fiscal Year Ending March 31, 2025**

## Business Summary by Segment -- At-a-glance Chart

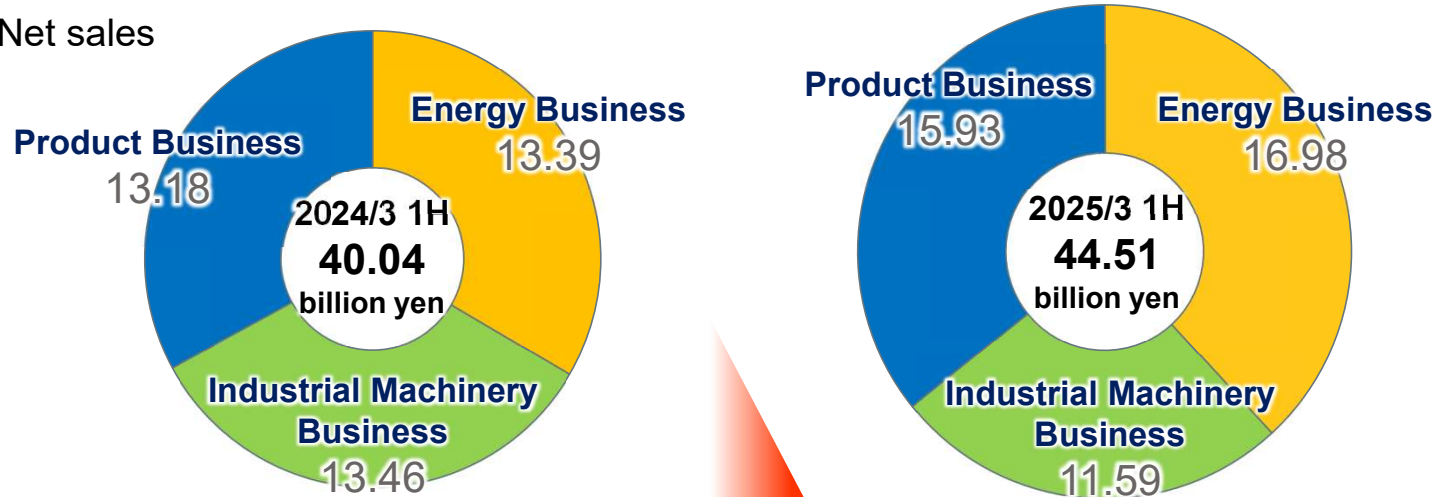
(Billion yen)

	Net sales			Segment profit		
	2024/3 1H Results	2025/3 1H Results	Change	2024/3 1H Results	2025/3 1H Results	Change
Energy Business	13.39	<b>16.98</b>	3.59	0.53	<b>1.51</b>	0.98
Industrial Machinery Business	13.46	<b>11.59</b>	-1.87	0.08	<b>-0.16</b>	-0.24
Product Business	13.18	<b>15.93</b>	2.75	1.41	<b>1.53</b>	0.12
Total	40.04	<b>44.51</b>	4.47	2.03	<b>2.88</b>	0.85



# Net Sales by Segment and Segment Profit Distribution

## Net sales



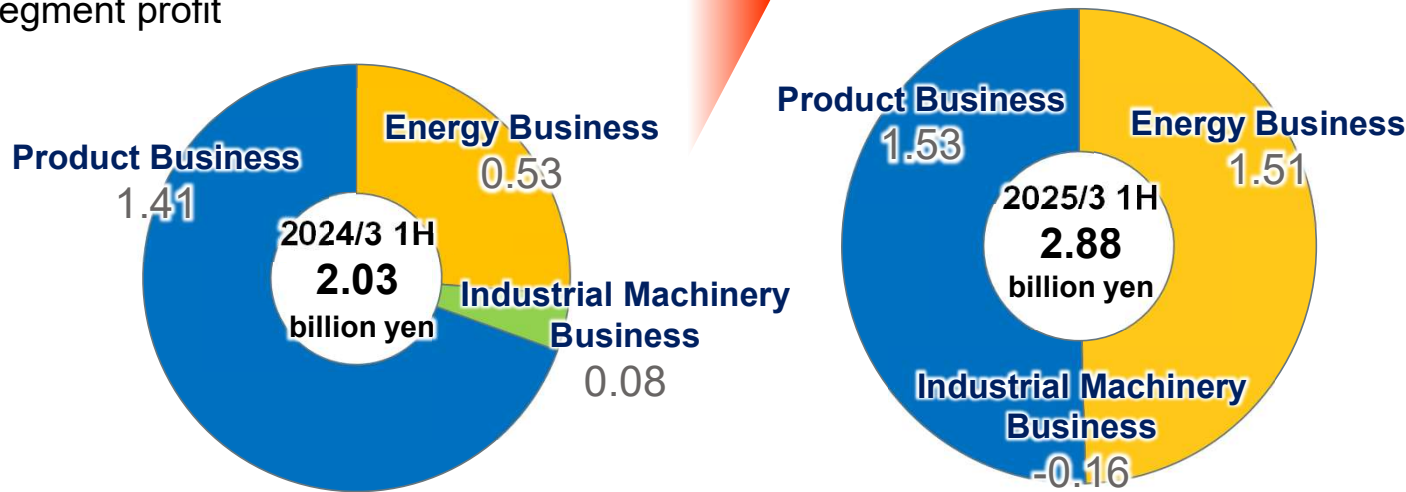
### Energy Business

Net sales and segment profit both increased, benefitting from major thermal power plan equipment upgrades and steady sales distributor operations related to the nuclear power plant equipment of Mitsubishi Heavy Industries, which we launched in the previous fiscal year.

### Industrial Machinery Business

Despite a year-on-year decline in net sales and operating profit, the scale of losses in Q2 decreased compared with Q1 of the year under review, in part thanks to strong performance at our local US subsidiary SMI. Currently, orders are strong, in part from expanding business talks related to automation and labor-saving solutions at our local Thai subsidiary SST. The order backlog increased by 7.50 billion yen from 19.30 billion yen at the start of the year to 26.70 billion yen in Q2, putting performance on the track to recovery.

## Segment profit



### Product Business

Looking at Seika Corporation on a non-consolidated basis, we further expanded business talks related to UT drone-based plant equipment inspections, and our consolidated subsidiary Tsurumi (Europe) GmbH Group in Europe continued to produce strong results, leading to increased net sales and operating profit.

### Tsurumi (Europe) GmbH Group

(Million euros)

	2024/3 1H	2025/3 1H	YoY
Net sales	27.1 (4.28 billion yen)	31.1 (4.95 billion yen)	14.5%
Operating profit	4.2 (0.66 billion yen)	5.3 (0.84 billion yen)	26.5%

\* Figures in parentheses: @158.00/September 30, 2023 @159.43/September 30, 2024  
Euro TTM middle rate

### Nippon Daiya Valve Co., Ltd.

(Billion yen)

	24/3 1H	25/3 1H	YoY
Net sales	3.34	3.56	6.5%
Operating profit	0.66	0.43	-34.8%

\* Non-consolidated figures

### Seika Daiya Engine Co., Ltd.

(Billion yen)

	24/3 1H	25/3 1H	YoY
Net sales	4.15	3.79	-8.6%
Operating profit	0.31	0.16	-48.3%

### SHIKISHIMAKIKI CORPORATION

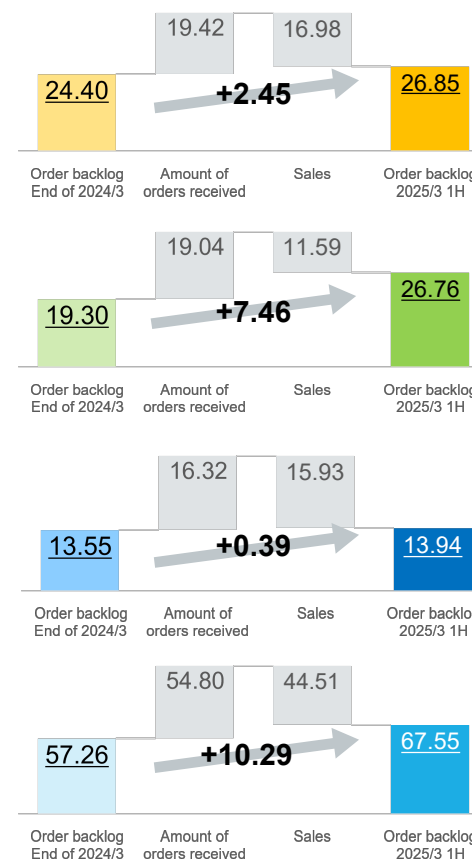
(Billion yen)

	24/3 1H	25/3 1H	YoY
Net sales	1.48	2.08	40.5%
Operating profit	-0.04	0.08	—

## Order Backlog by Segment

(Billion yen)

	Order backlog	Amount of orders received	Sales	Order backlog	
	End of 2024/3	25/3 1H	25/3 1H	25/3 1H	the end of the previous fiscal year change (%)
Energy Business	24.40	19.42	16.98	<b>26.85</b>	10.0%
Industrial Machinery Business	19.30	19.04	11.59	<b>26.76</b>	38.6%
Product Business	13.55	16.32	15.93	<b>13.94</b>	2.8%
Total	57.26	54.80	44.51	<b>67.55</b>	17.9%



# CONTENTS

01

Financial Summary  
and Topic

02

Summary of Consolidated  
Financial Results for the  
First Half of the Fiscal Year  
Ending March 31, 2025

03

**Consolidated  
Forecast for the  
Fiscal Year Ending  
March 31, 2025**

04

Numerical Targets  
in the Medium-Term  
Management Plan

05

Action to Implement  
Management that is  
Conscious of Cost of Capital  
and the Stock Price

06

Communication with  
Shareholders and  
Investors

Reference Materials

## Consolidated Forecast for the Fiscal Year Ending March 31, 2025

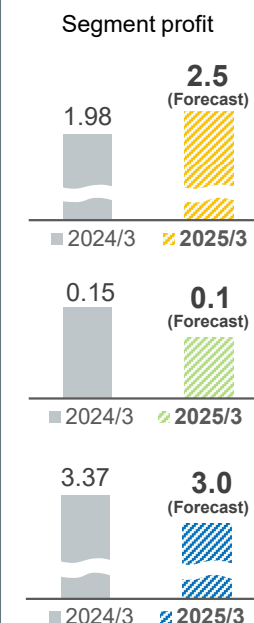
	2024/3 Results	2025/3 Forecast	Change
<b>Transaction value (Note)</b>	205.38 billion yen	<b>282.0</b> billion yen	+37.3%
<b>Net sales</b>	86.78 billion yen	<b>93.0</b> billion yen	+7.1%
<b>Operating profit</b>	5.58 billion yen	<b>5.7</b> billion yen	+2.1%
<b>Ordinary profit</b>	6.25 billion yen	<b>7.4</b> billion yen	+18.4%
<b>Profit attributable to owners of parent</b>	4.48 billion yen	<b>7.1</b> billion yen	+58.4%

Consolidated forecast is calculated based on the information available to the Company as of this moment.

The Accounting Standard for Revenue Recognition and other related standards are not applied to the transaction value.

## Consolidated Forecast for the Fiscal Year Ending March 31, 2025 by Segment

	Transaction value			Net sales			Segment profit		
	2024/3 Results	2025/3 Forecast	Change	2024/3 Results	2025/3 Forecast	Change	2024/3 Results	2025/3 Forecast	Change
Energy Business	144.58	<b>221.0</b> (174.1)	76.42	29.70	<b>35.0</b> (33.7)	5.30	1.98	<b>2.5</b> (2.0)	0.52
Industrial Machinery Business	31.31	<b>27.7</b> (27.4)	-3.61	27.60	<b>25.0</b> (24.9)	-2.60	0.15	<b>0.1</b> (0.2)	-0.05
Product Business	29.48	<b>33.3</b> (31.5)	3.82	29.47	<b>33.0</b> (31.5)	3.53	3.37	<b>3.0</b> (2.7)	-0.37
<b>Total</b>	<b>205.38</b>	<b>282.0</b> (233.0)	<b>76.62</b>	<b>86.78</b>	<b>93.0</b> (90.0)	<b>6.22</b>	<b>5.51</b>	<b>5.7</b> (5.0)	<b>0.19</b>



\* Figures in parentheses: initial forecasts

# CONTENTS

01

Financial Summary  
and Topic

02

Summary of Consolidated  
Financial Results for the  
First Half of the Fiscal Year  
Ending March 31, 2025

03

Consolidated  
Forecast for the  
Fiscal Year Ending  
March 31, 2025

**04**

**Numerical Targets  
in the Medium-Term  
Management Plan**

05

Action to Implement  
Management that is  
Conscious of Cost of Capital  
and the Stock Price

06

Communication with  
Shareholders and  
Investors

Reference Materials

## Numerical Targets under the Medium-Term Management Plan VIORB 2030 Phase 1

Regarding numerical targets in the final year of the Medium-Term Management Plan (fiscal year ending March 31, 2027), with operating profit of 5.58 billion yen in the previous fiscal year and forecast operating profit of 5.70 billion yen in the current fiscal year, the target 5.20 billion yen has already been achieved ahead of schedule. Accordingly, the target will be revised and announced during this fiscal year.

	2024/3 Results	2025/3 Forecast	2027/3 Initial Numerical Targets
Net sales	86.78 billion yen	<b>93.0</b> billion yen	110.0 billion yen
Operating profit	5.58 billion yen	<b>5.7</b> billion yen	5.2 billion yen
Ordinary profit	6.25 billion yen	<b>7.4</b> billion yen	5.2 billion yen
Profit attributable to owners of parent	4.48 billion yen	<b>7.1</b> billion yen	3.5 billion yen

**Upward revision being considered**



# CONTENTS

01

Financial Summary  
and Topic

02

Summary of Consolidated  
Financial Results for the  
First Half of the Fiscal Year  
Ending March 31, 2025

03

Consolidated  
Forecast for the  
Fiscal Year Ending  
March 31, 2025

04

Numerical Targets  
in the Medium-Term  
Management Plan

05

**Action to Implement  
Management that is  
Conscious of Cost of Capital  
and the Stock Price**

06

Communication with  
Shareholders and  
Investors

Reference Materials

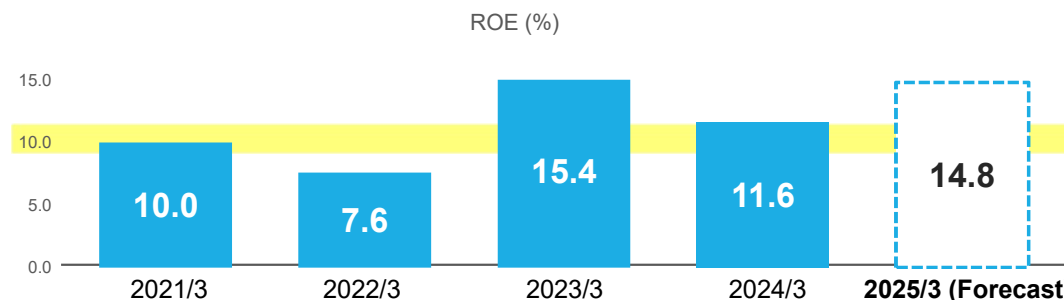
# Action to Implement Management that is Conscious of Cost of Capital and the Stock Price

## Specific actions

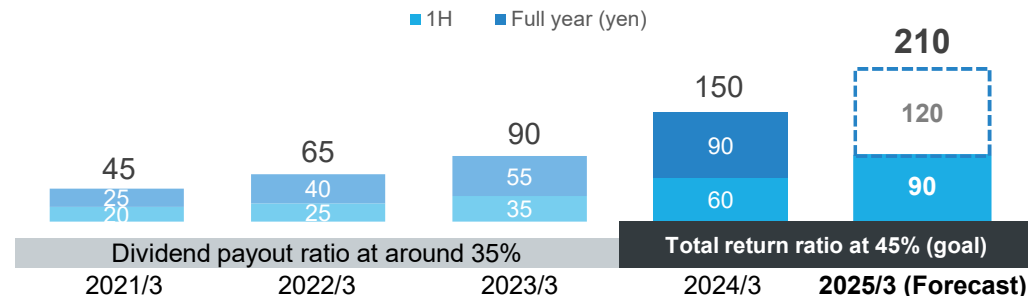
## Progress

As of September 30, 2024

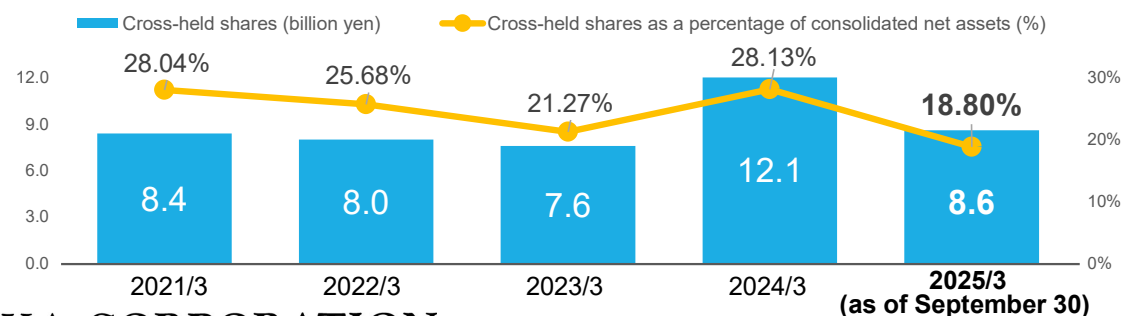
We will revise our ROE target (initially set at keeping ROE in the 8% range) upwards to 10.0% and establish an organizational structure that effectively uses the PDCA cycle to achieve the long-term vision's earnings target ahead of schedule.



We will change our shareholder return policy from a "dividend payout ratio of around 35%" to a "total return ratio of around 45%" in an effort to strengthen shareholder return.



We will aim to reduce cross-held shares to less than 20% of consolidated net assets by the end of FY2024 as planned. We are considering subsequently reducing them to 10%.



# Action to Implement Management that is Conscious of Cost of Capital and the Stock Price

## Specific actions

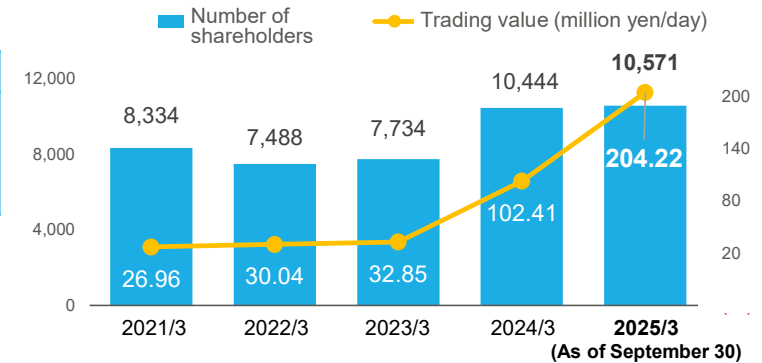
## Progress

As of September 30, 2024

We plan to introduce a shareholder benefit program to attract new investors and increase stock trading.

- Introduction of a shareholder benefit program

Number of shares held	Benefits
100 to 299 shares	QUO Card worth 1,000 yen
300 to 499 shares	QUO Card worth 2,000 yen
500 shares or more	QUO Card worth 3,000 yen



We will promote disclosure, dialogue with investors, and investor relations to have our initiatives understood by more people.

- We reinforced IR interviews.
- We held a total of six company information sessions for private investors in a year.
- Publish Integrated Reports
- Announcement of analyst report release (Shared Research Inc.)
- We stepped up publicity on TV, radio and magazines.
- We enhanced the information listed on the company website



We will invest 10.00 billion yen in growth opportunities while maintaining financial soundness, taking advantage of our strong balance sheet.

- Acquisition of Shipyard Tanaka Co., Ltd.
- Making Fenwal Controls of Japan, Ltd. an equity method affiliate



We will introduce a remuneration system for officers as a sound incentive for the achievement of sustainable growth.

We introduced a board incentive plan (BIP) trust program under which evaluation would be based on the market capitalization, ROE and the level of implementation of the medium-term management plan.

# CONTENTS

01

Financial Summary  
and Topic

02

Summary of Consolidated  
Financial Results for the  
First Half of the Fiscal Year  
Ending March 31, 2025

03

Consolidated  
Forecast for the  
Fiscal Year Ending  
March 31, 2025

04

Numerical Targets  
in the Medium-Term  
Management Plan

05

Action to Implement  
Management that is  
Conscious of Cost of Capital  
and the Stock Price

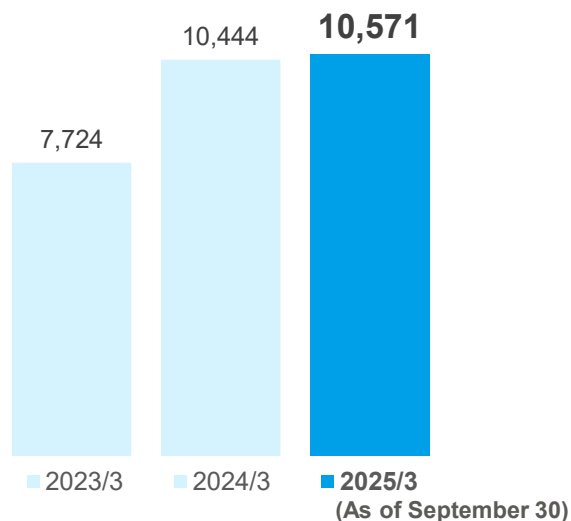
06

Communication with  
Shareholders and  
Investors

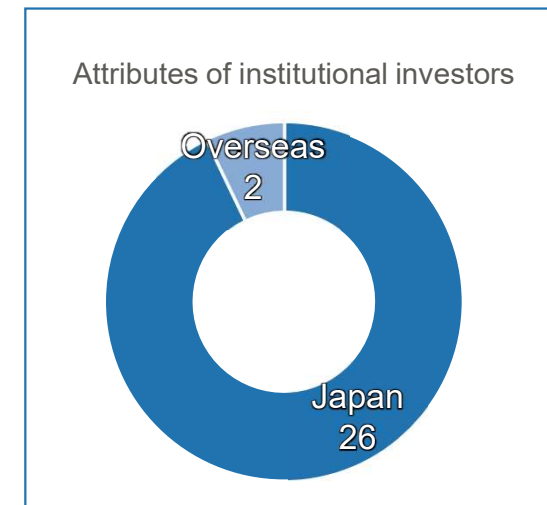
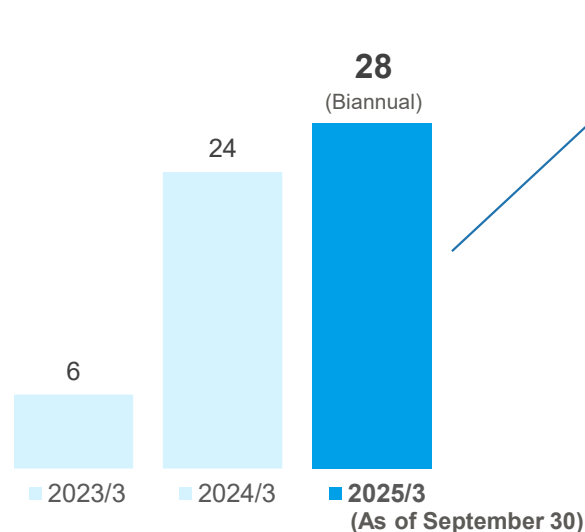
Reference Materials

## Communication with Shareholders and Investors

Number of shareholders



Number of IR interviews



### Status of briefings held for institutional investors (as of September 30, 2024)

Date	Place	Details	Speakers
May 27	Tokyo + Online	Financial results briefing for FY2023	President, etc.
June 5	Online	Corporate briefing for IFA	President
July 27	Nagoya	Corporate briefing for individual investors	President
September 28	Osaka	Corporate briefing for individual investors	President

## ■ Points of interest from shareholders and investors

- Revisions to targets for the final year of the Medium-Term Management Plan VIORB2030 Phase 1
- Status following launch of the nuclear power generating facility business and future outlook
- Shareholder return and dividend policy
- Intentions of business investments and capital alliances in recent years and future investment policy
- Business overview of each Group company and future outlook
- Monitoring order volume following the abolition of quarterly reports

## ■ Status of feedback provided to top management and the Board of Directors

Information is shared in a timely fashion with members of the Board of Directors and Corporate Management Meeting and reflected in management strategy.

Details	Frequency	Reporting
Minutes of meetings with investors and analysts	As needed	Directly or via email
Progress reports on IR strategy	Quarterly	Board of Directors

## ■ Improvements through dialogue

- Revisions to targets for the final year of the Medium-Term Management Plan will be announced during this fiscal year
- We will start reporting on the financial status of key subsidiaries during financial results briefings (interim and year-end briefings)
- From the perspective of continuity, order volume information will continue to be posted to the company website



# Reference Materials

## Reference Materials

1. Company Profile
2. History of SEIKA CORPORATION
3. Domestic and Overseas Locations
4. Consolidated Subsidiaries and Affiliated Companies (Domestic and Overseas)
5. Introduction to Each Business
6. Performance Trend
7. Changes in Consolidated Financial Results
8. Trend of Management Indicators
9. IR Topics in the Fiscal Year Ending March 31, 2025
10. Social Contribution Activities in Recent Years



# 1. Company Profile

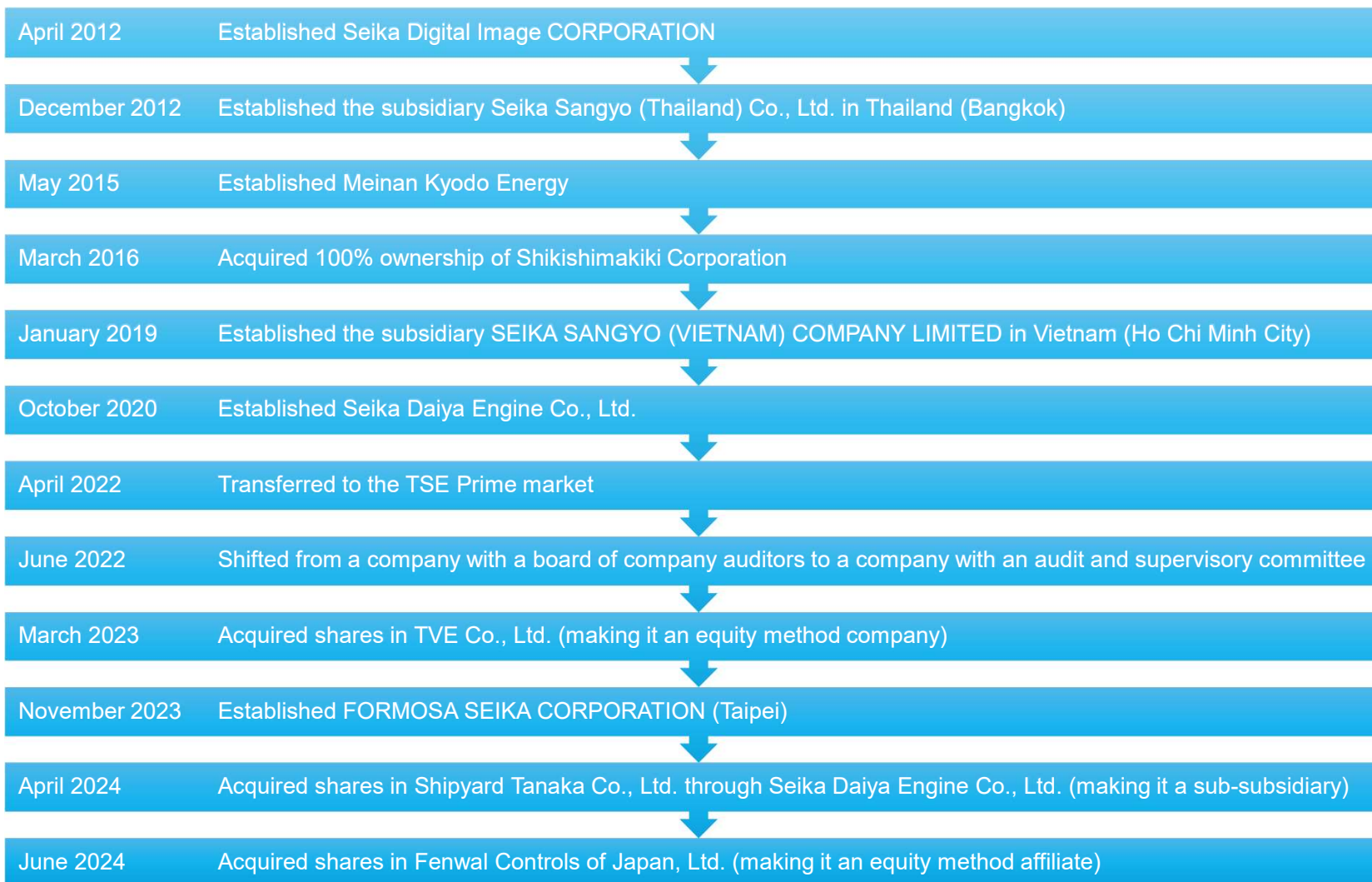


Stock code	8061
Business category	Trading company
Head office	Shin-Tokyo Bldg 3F, 3-1, Marunouchi 3-chome, Chiyoda-ku, Tokyo 100-0005
Establishment	October 1, 1947
President	Akihiko Sakurai
Capital	6,728 million yen
Number of employees	Consolidated: 1,062 / Non-consolidated: 353 (As of September 30, 2024)
Core business	Sale, import, export and after sales service related to power generating equipment, environmental equipment, industrial machinery and electric equipment
SEIKA CORPORATION's locations	29 offices in Japan, including head office, Osaka branch, Fukuoka branch and Hiroshima branch 3 offices overseas including Seoul branch
Group companies	29 companies in total (12 in Japan and 17 overseas)
Business sites	137 bases in total (112 in Japan and 25 overseas)

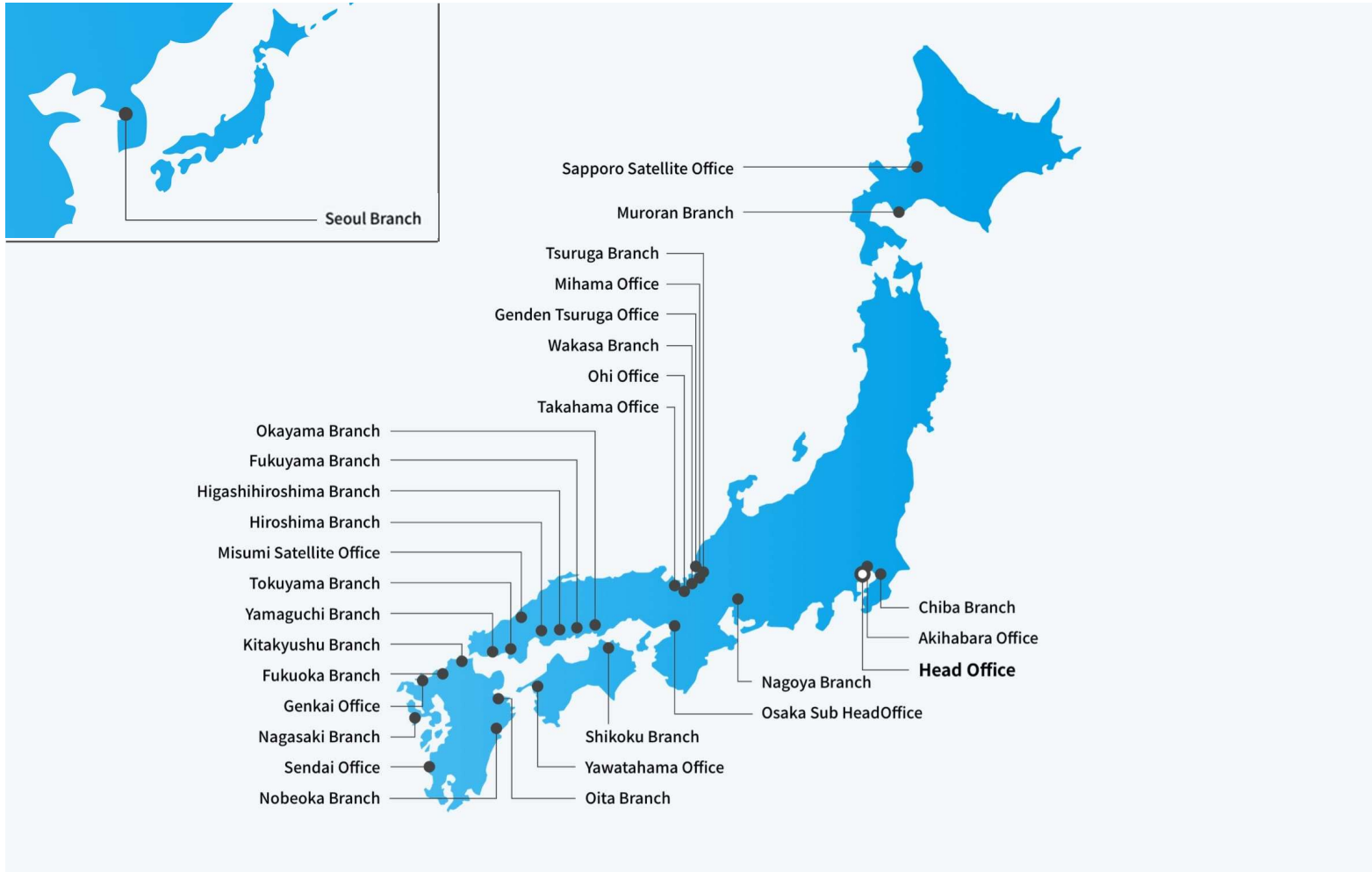
## 2. History of SEIKA CORPORATION (1)



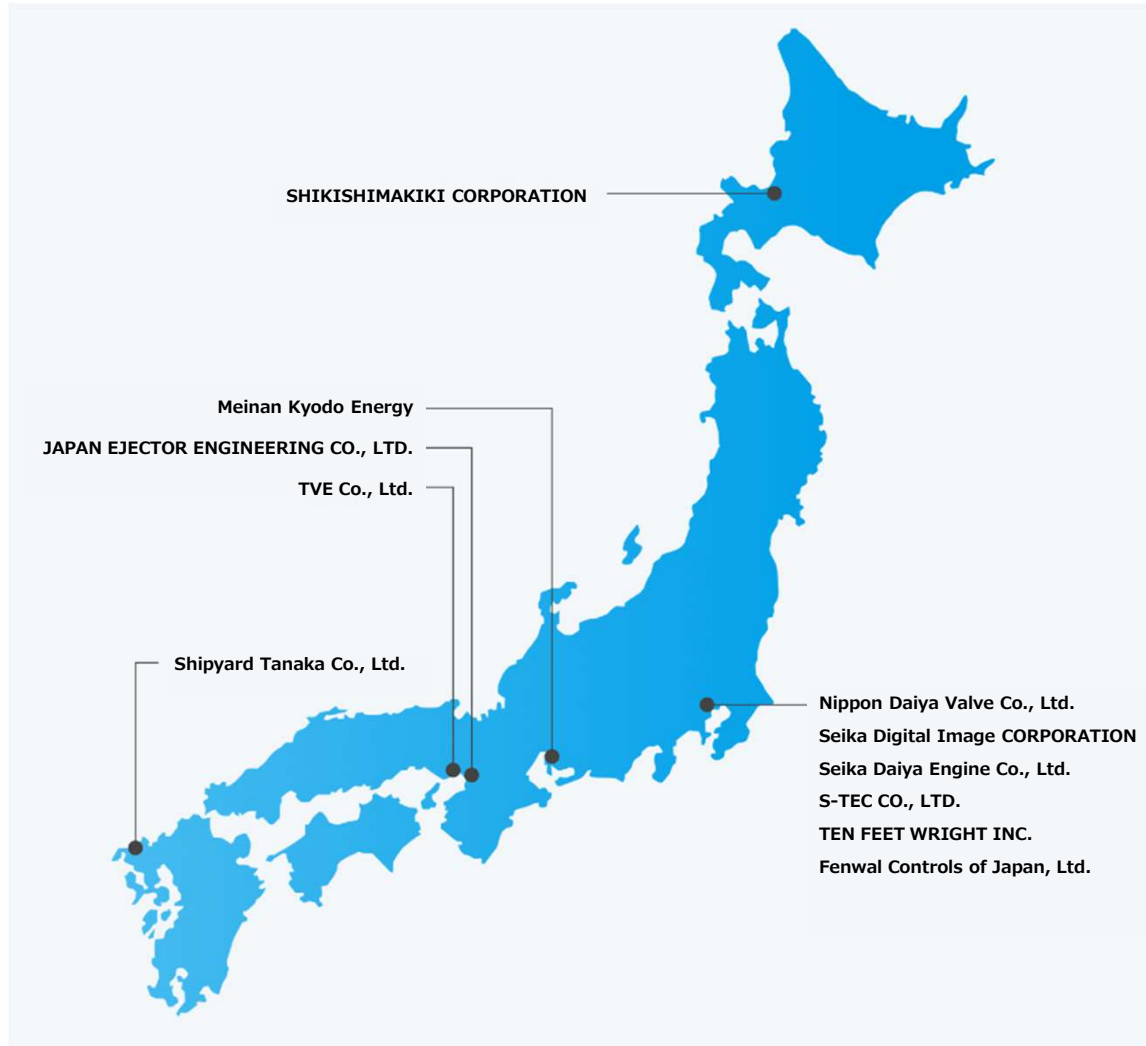
## 2. History of SEIKA CORPORATION (2)



### 3. Domestic and Overseas Locations



## 4. Consolidated Subsidiaries and Affiliated Companies (Domestic)



**Nippon Daiya Valve Co., Ltd.**  
Tokyo, Osaka, Nagoya, Okayama, Kita Kyushu

**Seika Digital Image CORPORATION**, Tokyo

**Shikishimakiki Corporation**  
Head Office in Sapporo and ten other offices in Hokkaido

**Seika Daiya Engine Co., Ltd.**  
Tokyo Head Office  
Tohoku, Kanto, Chubu, Kinki, Kyushu areas  
25 offices nationwide

**Shipyards Tanaka Co., Ltd.** Matsuura

**MEINAN KYODO ENERGY Co., Ltd.**, Chita

**S TEC Co., Ltd.**  
Tokyo, Osaka, Tsukuba

**TEN FEET WRIGHT INC.**  
Tokyo, Osaka, Takamatsu, Fukuoka

**JAPAN EJECTOR ENGINEERING Co.**  
Osaka (head office), Wakayama

**TVE**  
Hyogo (head office), Tokyo, and 15 other locations

**Fenwal Controls of Japan, Ltd.**  
Tokyo(head office)  
12 other locations

# 4. Consolidated Subsidiaries and Affiliated Companies (Overseas)



## 5. Introduction to Each Business (Energy Business)

***Energy is an indispensable part of industry, life, culture, and all social activities.***

In the Energy Business, we provide support in a range of aspects to ensure that power generation facilities responsible for creating energy, which is essential for all social activities, operate without delay. Our main activities are business negotiations related to the new construction of domestic power plants as well as regular inspections of the plants and any necessary repair work. As a sales distributor of Mitsubishi Heavy Industries, Ltd., we provide equipment and maintenance services for in-house power generating facilities of major client companies and thermal and nuclear power plants of electric power companies in West Japan.

We support the stable operation of power plants by delivering power generation equipment, such as boilers and turbines, and equipment for environmental protection including wastewater treatment equipment, as well as by providing after-sales maintenance services for the equipment. As an intermediary between each customer and manufacturer, we coordinate pricing, delivery schedules, and other aspects, thus playing a crucial role in advancing each business negotiation smoothly. In recent years, we have also been focusing on the fuel conversion and renewable energy market, which contributes to decarbonization.

### **Main products and services**


- Power generating equipment and related equipment for thermal power plants
- Power generating equipment and related equipment for nuclear power plants
- Equipment related to renewable energy, including hydropower and biomass power generation
- Regular inspections and after-sales maintenance services for each power generation facility and plant
- Security equipment, utility equipment, and other peripheral equipment of power plants
- Driving initiatives related to decarbonization of thermal power generation with the use of ammonia or hydrogen or mixed combustion with ammonia or hydrogen, as well as those related to clean energy



Chemicals plant



Power plant



Power generation equipment


## 5. Introduction to Each Business (Industrial Machinery Business)

### *High value-added products that support affluent and comfortable living environments*

In the Industrial Machinery Business, we engage in sales and maintenance of production equipment, logistics equipment, and other equipment for a wide range of industrial fields including fiber, film, and food and beverages. Reducing the impact on the global environment is an important task for business management at all companies. In the domain of industrial machinery, issues and themes faced by companies differ among industries, including the promotion of resource conservation and the reduction of disposable plastics, while the shift to energy efficiency is the premise. In this business environment, members of the sales team in this segment, who are knowledgeable about each industry, provide machines and equipment for domestic and overseas client manufacturers and the optimum solutions that cater to customer needs.

### Main products and services

- Automation and labor-saving equipment for factory processes
- Automated storage/retrieval systems in factories
- Remote monitoring equipment utilizing AI and robots, etc.
- Freezers and air-conditioning equipment using next-generation refrigerant (CO<sub>2</sub> and ammonia)
- Equipment for development at food/pharmaceutical laboratory plants
- Products related to circular economy, including recycled fiber



Film-related equipment



Automated storage/retrieval systems in factories



## 5. Introduction to Each Business (Product Business)

### *Unique products that are niche and competitive*

The Product Business consists of businesses related to measuring equipment and electronic equipment at Seika Corporation and Group companies specializing in valves, underwater pumps, marine engines, precision analysis equipment, and other products.


We have sole distribution rights over many of the products that we handle. They are widely offered in Japan and other countries, having established a firm position and brand as products from the Seika Group. We develop and manufacture some products, including valves, ourselves. We are expanding this business by developing a system for total support for the products, including maintenance services and seminars, instead of only selling them.

### Main products and services

- Marine engines
- Diaphragm valves and various other valves
- Plant equipment inspection using UT drones
- Laser-type gas analyzers, temperature data loggers, and other measuring equipment
- Underwater pumps for construction work and wastewater treatment equipment
- Particle image velocimetry systems
- Diffuser tubes for wastewater treatment equipment



**Nippon Daiya Valve Co., Ltd.**  
Diaphragm valves



**Seika Daiya Engine Co., Ltd.**  
**Shikishimakiki Corporation**  
Marine engines



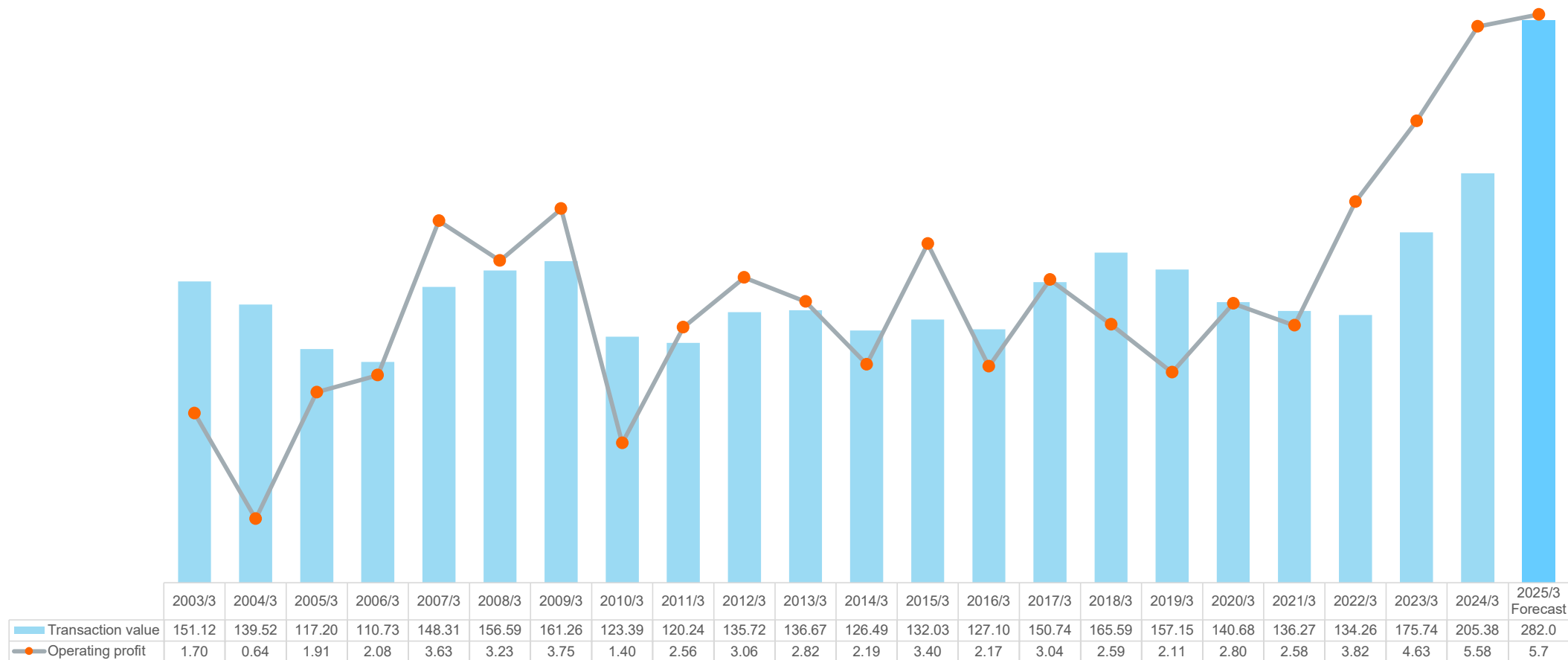
**SEIKA CORPORATION**  
Wireless temperature  
data loggers



**Tsurumi (Europe) GmbH Group**  
Water pumps

## 6. Changes in Consolidated Financial Results (Consolidated Transaction Value and Operating Profit)

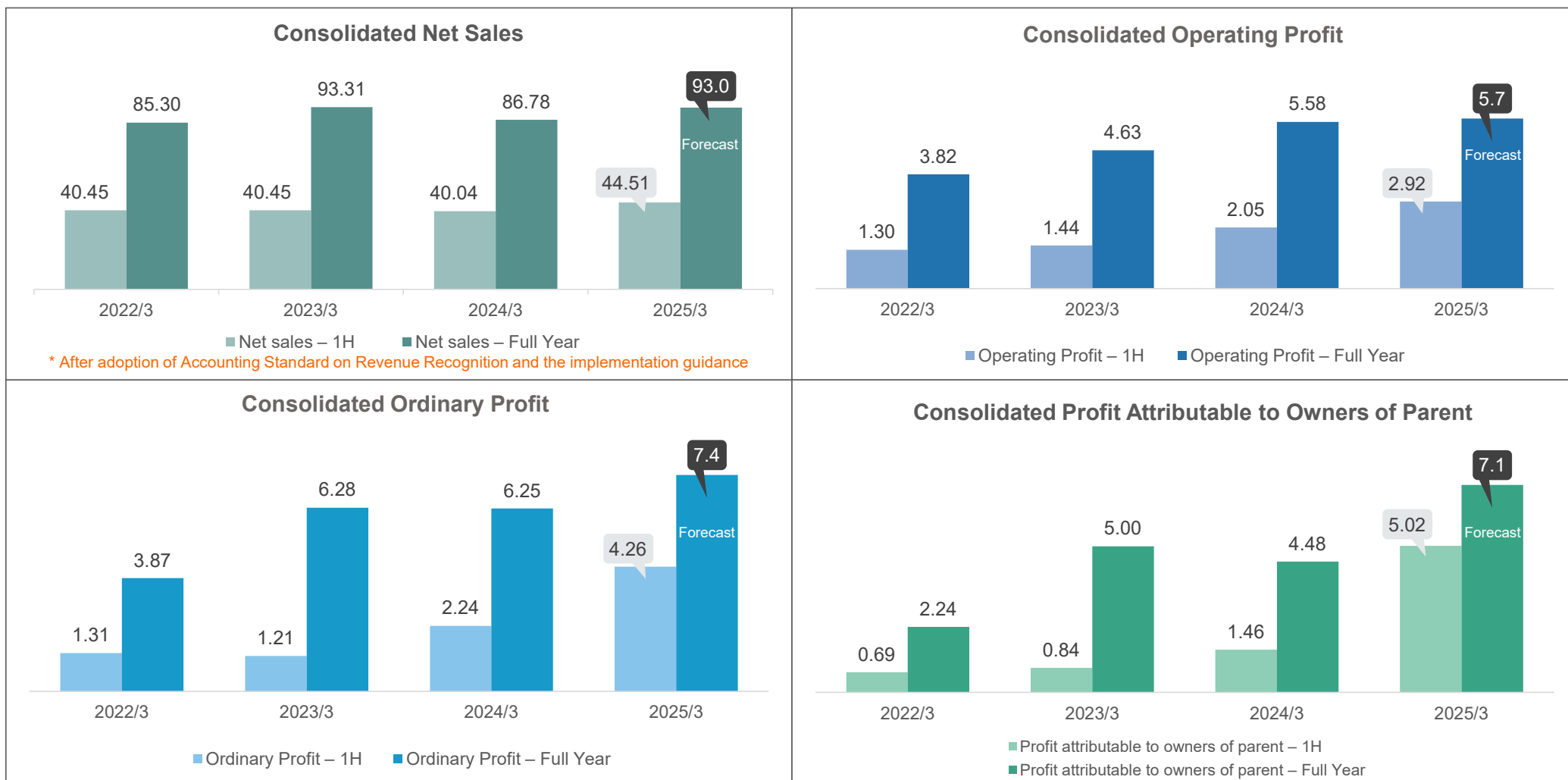
Transaction value      Operating profit      (Billion yen)



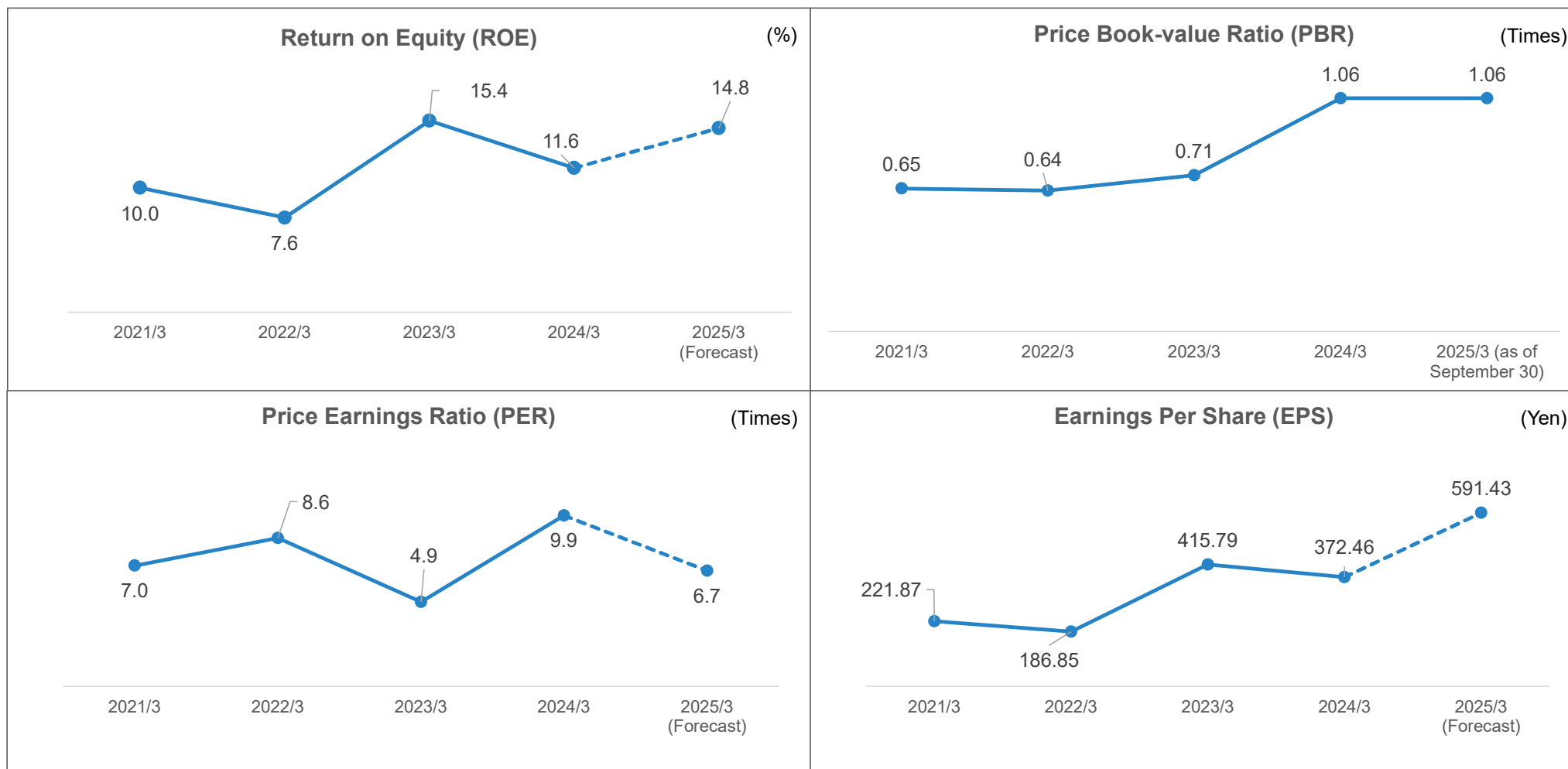
\* The Accounting Standard for Revenue Recognition and other related standards are not applied to transaction value.

# 7. Changes in Consolidated Financial Results

(Billion yen)



## 8. Trend of Management Indicators



\* PER values are calculated based on the share price as of September 30

## 9. IR Topics in the Fiscal Year Ending March 31, 2025

### List of Topics

Apr 1	Seika Daiya Engine Co., Ltd., a Seika Group company, acquires shares of Shipyard Tanaka Co., Ltd.
Apr 1	Concludes memorandum of understanding concerning a business alliance with Tanaka Hydropower Co., Ltd.
Apr 18	Akihiko Sakurai, President, appears in a program on Radio NIKKEI.
May 27	Financial results briefing for the fiscal year ended March 31, 2024
Jun 13	Acquires shares in Fenwal Controls of Japan, Ltd.
Jun 13	Holds corporate briefing for IFA (hosted by Shareholder Handbook)
Jul 26	Interview with the president appears in <i>Nikkei Business July 29, 2024 Edition</i> , published on July 26
Jul 27	Corporate IR and Individual Investor Support Event jointly hosted by Radio Nikkei and Pronexus Participates in the event held in Nagoya
Aug 26	Article covering ultralight solar power panels appears in <i>The Denki Shimbun</i> (The Electric Daily News) published on August 26
Sep 12	Article on demonstration testing of an electric-powered ship appears in <i>The Nikkan Kogyo Shimbun</i> published on September 12
Sep 28	Corporate IR and Individual Investor Support Event jointly hosted by Radio Nikkei and Pronexus Participates in the event held in Osaka
Nov 21	Obtains new credit rating (A-) from Japan Credit Rating Agency, Ltd.
Nov 22	Publishes Integrated Report 2024

# 10. Social Contribution Activities in Recent Years

## [Activities to revitalize and support local communities]

- Disaster relief donation for the Noto Peninsula Earthquake through the Japanese Red Cross Society.
- Donation to the red feather community chest
- Disaster relief donation through the Japanese Red Cross Society
- Donation to Kainaniji Ikueikai
- Donation of surplus calendars and notebooks (Foodbank Tama)
- Donation of disaster supplies (FUKUSHIMA Inochi-no Mizu, an NPO)
- Participation in the Otemachi-Marunouchi-Yurakucho Kirapika Operation (local cleanup activity)
- Support for employees' participation in volunteer activities



We donated calendars and notebooks. We boxed them carefully to prevent damage.



We took part in the Otemachi-Marunouchi-Yurakucho Kirapika Operation (local cleanup activity).

## [Humanitarian aid activities]

- Donation to A Dream A Day in Tokyo, activities for supporting children with intractable diseases
- Support for Furugi de Vaccine
- Collection of PET-bottle caps (Japan Committee, Vaccines for the World's Children)
- Collection and donation of used stamps (Japan Overseas Christian Medical Cooperative Service)



We donated used stamps. As many as three cardboard boxes of used stamps were collected.



**Cautionary Note: Forward-Looking Statements:**

All forward-looking statements contained herein are based on information available to SEIKA CORPORATION as of the date hereof and actual results may differ materially from those in the forward-looking statements due to unforeseeable factors or uncertainties.

Figures in billions of yen or millions of yen presented herein are rounded down to the nearest billion yen or to the nearest million yen respectively and numbers may not add up due to rounding.